

ENGINEERED WOOD CATALOG

INNOVATION

BIG SKY



ENGINEERED HARDWOOD

WIDTH: 5"

LENGTH: UP TO 48" (VARYING LENGTHS)

THICKNESS: 3/8"

SQFT PER CARTON: 26.24

SPECIES: EUROPEAN OAK

INSTALL METHOD:

FLOATING

GLUE DOWN

STAPLE

SURFACE TYPE: ROTARY PEELED BIRCH

SURFACE TREATMENT: HAND SCRAPPED


APPLICATION: RESIDENTIAL

WARRANTY: LIMITED LIFETIME STRUCTURAL/
LIMITED 25-YEAR FINISH


KALISPELL



HELENA



GLACIER



MISSOULA

ENGINEERED WOOD CATALOG

INSPIRATION

LAMPASS



ENGINEERED HARDWOOD

WIDTH: 6.5"

LENGTH: UP TO 71"

THICKNESS: 3/8"

SQFT PER CARTON: 32.2

SPECIES: EUROPEAN OAK

INSTALL METHOD:

FLOATING

GLUE DOWN

NAIL/STAPLE


SURFACE TYPE: TUFF SHIELD

SURFACE TREATMENT: WIREBRUSH


EDGE: MICRO-BEVEL

APPLICATION: RESIDENTIAL


WARRANTY: LIMITED LIFETIME STRUCTURAL/
LIMITED 25-YEAR FINISH



GUNSMOKE



DURANGO



BALCONES

ENGINEERED WOOD CATALOG

IMAGINATION

PRAIRIE CREEK



ENGINEERED HARDWOOD

WIDTH: 5"

LENGTH: UP TO 72"

THICKNESS: 3/8"

SQFT PER CARTON: 26.24

SPECIES: AMERICAN HICKORY

INSTALL METHOD:

FLOATING

GLUE DOWN


STAPLE

SURFACE TYPE: ROTARY PEELED BIRCH


SURFACE TREATMENT: HAND SCRAPPED

APPLICATION: RESIDENTIAL

WARRANTY: LIMITED LIFETIME STRUCTURAL/
LIMITED 25-YEAR FINISH




GINGER



SILVER STONE



GENOA



LAKEWOOD

ENGINEERED WOOD CATALOG

IMAGINATION

PRAIRIE VIEW



ENGINEERED HARDWOOD

WIDTH: 4", 5", 6"

LENGTH: UP TO 72"

THICKNESS: 3/8"

SQFT PER CARTON: 26.24

SPECIES: AMERICAN HICKORY

INSTALL METHOD:

FLOATING

GLUE DOWN

STAPLE

SURFACE TYPE: ROTARY PEELED BIRCH


SURFACE TREATMENT: HAND SCRAPPED

APPLICATION: RESIDENTIAL

WARRANTY: LIMITED LIFETIME STRUCTURAL/
LIMITED 25-YEAR FINISH




GINGER



SILVER STONE



GENOA



LAKESWOOD

ENGINEERED WOOD CATALOG

IMAGINATION

ESCALERA



ENGINEERED HARDWOOD

WIDTH: 7.5"

LENGTH: UP TO 74"

THICKNESS: 3/8"

SQFT PER CARTON: 38.86

SPECIES: EUROPEAN OAK

INSTALL METHOD:

FLOATING

GLUE DOWN

NAIL/STAPLE

SURFACE TYPE: TUFF SHIELD


SURFACE TREATMENT: WIREBRUSH

APPLICATION: RESIDENTIAL

WARRANTY: LIMITED LIFETIME STRUCTURAL/
LIMITED 25-YEAR FINISH



CORREIENTE



ASTURIAN



CHARBREY



DEVON



BRAHMA

ENGINEERED WOOD CATALOG

INFLUENTIAL

SEA HARBOR



ENGINEERED HARDWOOD

WIDTH: 6"

LENGTH: UP TO 60"

THICKNESS: 7/16"

SQFT PER CARTON: 27.5

SPECIES: EUROPEAN OAK

INSTALL METHOD:

FLOATING

GLUE DOWN


STAPLE

SURFACE TYPE: BRUSHED SURFACE

APPLICATION:

RESIDENTIAL

LIGHT COMMERCIAL



BIANCO



CHACHEMIRA



CASTANO

ENGINEERED WOOD CATALOG

INFLUENTIAL

SEA HARBOR

ENGINEERED HARDWOOD

WIDTH: 6"

LENGTH: UP TO 60"

THICKNESS: 7/16"

SQFT PER CARTON: 27.5

SPECIES: EUROPEAN OAK

INSTALL METHOD:

FLOATING

GLUE DOWN

STAPLE

SURFACE TYPE: BRUSHED SURFACE

APPLICATION:

RESIDENTIAL

LIGHT COMMERCIAL




ABALONE



ABALONE



BISONTE BEIGE



DEL ROCA

ENGINEERED WOOD CATALOG

INFLUENTIAL

SEA HARBOR



NIEBLA GRAY

ENGINEERED HARDWOOD

WIDTH: 6"

LENGTH: UP TO 60"

THICKNESS: 7/16"

SQFT PER CARTON: 27.5

SPECIES: EUROPEAN OAK

INSTALL METHOD:

FLOATING

GLUE DOWN


STAPLE

SURFACE TYPE: BRUSHED SURFACE


APPLICATION:

RESIDENTIAL

LIGHT COMMERCIAL



NIEBLA GRAY



GRANO SECO



PERLA

ENGINEERED WOOD CATALOG

ELEVATION

SAWGRASS HILLS



MONTERAY

ENGINEERED HARDWOOD

WIDTH: 7.5"

LENGTH: 72"

THICKNESS: 5/8"

SQFT PER CARTON: 23.5

SPECIES: WHITE OAK

INSTALL METHOD:

GLUE DOWN

NAIL DOWN

APPLICATION:

RESIDENTIAL

COMMERCIAL



MONTERAY



MELROSE



HAWTHORNE

ENGINEERED WOOD CATALOG

ELEVATION

SAWGRASS HILLS

ENGINEERED HARDWOOD

WIDTH: 7.5"

LENGTH: 72"

THICKNESS: 5/8"

SQFT PER CARTON: 23.5

SPECIES: WHITE OAK

INSTALL METHOD:


GLUE DOWN

NAIL DOWN

APPLICATION:

RESIDENTIAL

COMMERCIAL



IVY POINT



MALIBU



SANTA MONICA

ENGINEERED WOOD CATALOG

ELEVATION

SAWGRASS HILLS

ENGINEERED HARDWOOD

WIDTH: 7.5"

LENGTH: 72"

THICKNESS: 5/8"

SQFT PER CARTON: 23.5

SPECIES: WHITE OAK

INSTALL METHOD:

GLUE DOWN

NAIL DOWN


APPLICATION:

RESIDENTIAL

COMMERCIAL



OXNARD



OXNARD



WESTWOOD



MALAGA